




A Parent Teacher Guide
to the illustrated
FUNLIT SERIES
Millennium Tales



Prince Chameleon Press

www.princechameleon.com


Millennium Tales



PRINCE CHAMELEON

tells the story of a young prince who is searching for his soul. He tries on many magical disguises, but gets deeper and deeper into trouble until he meets the ancient Rainbow Fairy who holds the secret to his quest.


**8.5/11 inches. 78 Pages; 199 Vocabulary Items
94 Discussion Questions. 60-minute Companion CD**



MIRROR AND THE BEAST

tells the story of a solitary young prince, left alone in his castle, who gradually turns into a beast. As long as the evil mirror holds him prisoner, it seems that no one is able to help.


**8.5/11 inches. 70 Pages; 155 Vocabulary Items.
68 Discussion Questions. 40-minute Companion CD**



MIDSUMMER MOON

tells the story of lame-footed Princess Sharma who lives under the spell of the Forest Sorceress. One day, a poor young woodsman is sent up the mountain side to the Enchanted Forest, bringing a pair of 'magic slippers' for the Princess to dance in.

**8.5/11 inches. 80 Pages; 174 Vocabulary Items.
98 Discussion Questions. 55-minute Companion CD**



NORTHERN ISLE OF DREAMS

tells the story of the long search for a young prince who left his war-torn kingdom, long ago, for the legendary Northern Isle of Dreams.

**8.5/11 inches. 78 Pages; 188 Vocabulary Items.
80 Discussion Questions. 45-minute Companion CD**

The FUNLIT SERIES of Millennium Tales

Introducing four Story-Workbooks

From Prince Chameleon Press

www.princechameleon.com

What is the FUNLIT SERIES of Millennium Tales?


The four illustrated FUNLIT Story-Workbooks offer a blend of literature and literacy for readers aged 9 years and older.

This literature/literacy program can be used freely without licensing restrictions in your language-arts classroom and school.

It can also be useful for home-school programs, summer school programs, drama/theatre projects, or in hospitals for children requiring long term care.

The FUNLIT SERIES is accessible and easy to use. All four story-workbooks include:

- ✘ Factual and open-ended discussion questions
- ✘ Grammar and vocabulary exercises
- ✘ Answer key
- ✘ Teacher/Student score sheets
- ✘ Classroom play script based on the story
- ✘ Companion Audio CD



How can the FUNLIT SERIES fit into my regular classroom curriculum?

Each individual story page is followed by a Word Wizard section and Discussion Questions. Additional literacy exercises are included at the end of each story, along with an Answer Key.

The stories feature a beautifully narrated companion Audio CD, with music and sound effects, to enhance and enrich the children's reading experience.

Please see testimonials at:

<http://www.princechameleon.com/tiki-index.php?page=FunlitSeries>

How can I try out the FUNLIT Millennium Tales?

FREE supplementary materials for the FUNLIT SERIES of Millennium Tales, including a TEACHERS' GUIDE, are available for download: Simply click and scroll down the web page: <http://www.princechameleon.com/tiki-index.php?page=FunlitSeries>

NB: If the chosen sample PDF file does not open automatically, **RIGHT CLICK** the **LINK** and select the option: **SAVE FILE AS** to save it to your desktop.

THE FUNLIT SERIES INTERACTIVE FREE DOWNLOADS

www.princechameleon.com

DOWNLOAD MORE FREE SAMPLES from PRINCE CHAMELEON PRESS

<http://princechameleon.com/Teachers+Corner>

The FUNLIT SERIES of Millennium Tales

Literacy SKILL SHEETS

From Prince Chameleon Press

www.princechameleon.com



Four FUNLIT Story Workbooks with companion CDs
 Four FUNLIT **Interactive** Story Workbooks on DVDs
 Four FUNLIT play scripts based on each story



LITERACY SKILLS	READING	WRITING	SPEAKING	LISTENING
	<p>Word Wizard</p> <p>Match new vocabulary with definitions</p>	<p>Word Wizard</p> <p>Match new vocabulary with definitions</p> <p>Spelling 'Bee'</p> <p>Consolidate learning in context</p>	<p>Discussion questions</p> <p>Establish facts</p> <p>Clarify meaning</p> <p>Express individual opinion</p> <p>Share personal response</p> <p>Agree or disagree during discussion</p>	<p>Use CD/DVD for story narration, music & sound effects</p> <p>Visualize the events of the story</p> <p>Absorb correct pronunciation, inflection and sentence rhythms</p> <p>Spelling 'Bee'</p> <p>Consolidate learning in context</p>
	<p>Building Words</p> <p>Recognize and combine compound word elements</p>	<p>Building Words</p> <p>Recognize and combine compound word elements</p>	<p>Classroom Play Scripts</p> <p>Practise correct pronunciation</p> <p>Develop audibility</p> <p>Develop pacing</p> <p>Develop dramatic expression</p> <p>Respond to cues</p> <p>Practise team work</p> <p>Develop memory and imagination</p>	<p>Discussion questions</p> <p>Listen to, understand fellow students' responses</p> <p>Share personal response</p> <p>Express individual opinion</p> <p>Support, justify individual opinion</p> <p>Agree or disagree during discussion</p>

LITERACY SKILLS	READING	WRITING	SPEAKING	LISTENING
	Faults and Virtues Recognize grammatical functions Produce correct grammatical forms	Faults and Virtues Recognize grammatical functions Produce correct grammatical forms		Classroom Play Scripts Observe, listen to fellow students' performance
	Word Treasury Associate words with ideas	Word Treasury Associate words with ideas	Word Treasury Discuss in pairs/groups Associate words with ideas	Word Treasury Discuss in pairs/groups Associate words with ideas
	What happened next? Remember, re-order the logical time sequence of events	What happened next? Remember, re-order the logical time sequence of events	What happened next? Remember, discuss in pairs/groups, Re-order the logical time sequence of events	What happened next? Remember, discuss in pairs/groups, Re-order the logical time sequence of events
INDEPENDENT LEARNING SKILLS	READING	WRITING	SPEAKING	LISTENING
	Artwork Visualize story details while reading Draw pictures of story events	Use Answer Key to self correct Use Interactive Answer Key to self correct		Artwork Visualize story details while listening Draw pictures of story events
		Use Student Score Sheet to record individual achievement		

FREE WEB DOWNLOADS for teachers and students
www.princechameleon.com